


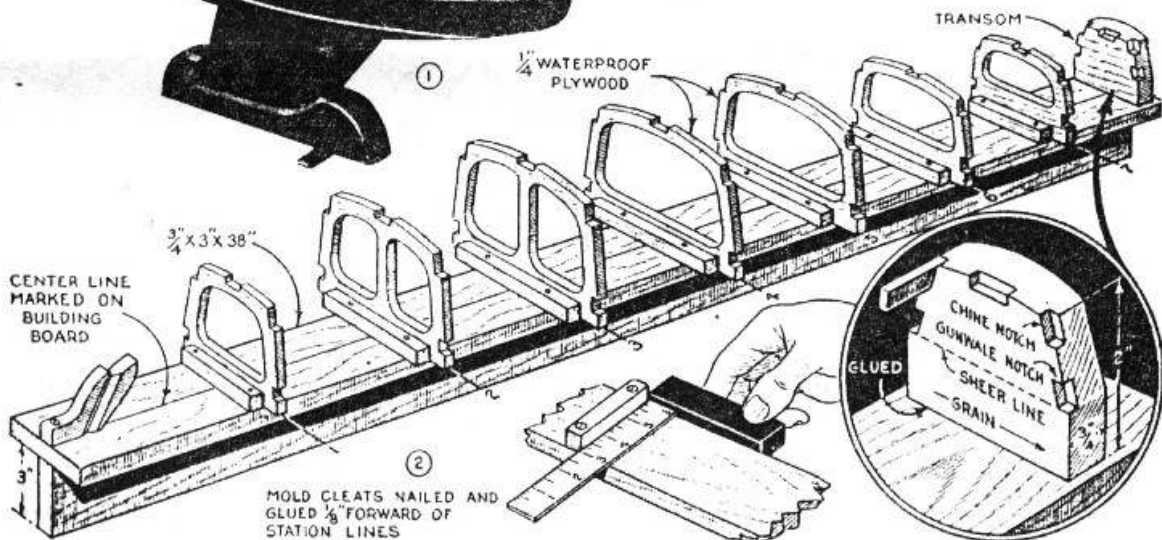
# "Starlet"

## MODEL BOATS



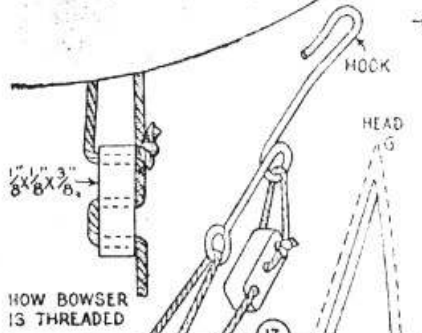
"STARLET" is a 36-in. model racing yacht that you'll find easy and inexpensive to make. The completed model is shown in Fig. 1.

You begin by making the two-piece building board as detailed in Fig. 2. One edge of this should be planed straight and true and used in squaring the station lines across the top. Fig. 3 gives the correct spacing of the seven lines. Next,  $\frac{1}{2}$ -in. square cleats to which the molds are to be fastened, are glued and nailed  $\frac{1}{8}$  in. forward of the station lines so that the molds will center on the lines. All seven molds can be cut from a  $\frac{1}{4}$  by 5 by 48-in. piece. Fig. 4 gives full-size, half-breadth patterns of each mold which you can transfer through onto thin paper and then to your wood. Trace only the side and bottom outlines and mark on each respective pattern the point where the side line stops at the sheer. From the sheer point on, each pattern is drawn to extend to the base line. (See Fig. 7.) Before you can lay these out on your wood, each pattern must be reduced  $\frac{1}{8}$  in. along the side and bottom because the outlines given are to the outside of the planking. In tracing around the patterns, be careful to keep the base line even with the edge of the wood. When you get the molds cut out, mark the deck crown on each one. For this you will

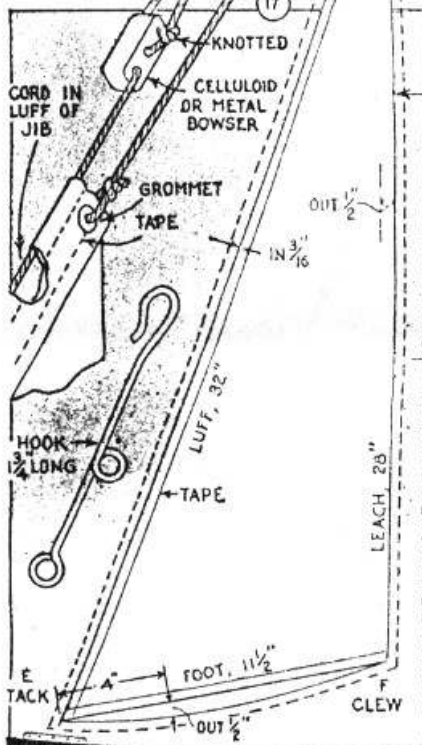




SANDING BLOCK



HOW BOWSER IS THREADED



TACK

E

A

FOOT, 11 1/2"

OUT 1/2"

F

CLEW

D

TACK

A

CLEW

OUT 1"

FOOT, 18"

OUT 1"

LEACH, 28"

OUT 1/2"

LEACH, 48"

OUT 1/8"

LEACH, 50"

OUT 1/2"

SELVAGE EDGE ROACH

HEAD

TAPE

IN 3/16"

GROMMET TAPE

IN 3/16"

CELLULOID OR METAL BOWSER

KNOTTED

CORD IN LUFF OF JIB

HOOK 1 1/2" LONG

HOOK

LUFF, 32"

LUFF, 48"

LUFF, 50"

LEACH, 28"

LEACH, 48"

LEACH, 50"

SELVAGE EDGE ROACH

HEAD

TAPE

IN 3/16"

GROMMET TAPE

IN 3/16"

CELLULOID OR METAL BOWSER

KNOTTED

CORD IN LUFF OF JIB

HOOK 1 1/2" LONG

HOOK

LUFF, 32"

LUFF, 48"

LUFF, 50"

LEACH, 28"

LEACH, 48"

LEACH, 50"

SELVAGE EDGE ROACH

HEAD

TAPE

IN 3/16"

GROMMET TAPE

IN 3/16"

CELLULOID OR METAL BOWSER

KNOTTED

CORD IN LUFF OF JIB

HOOK 1 1/2" LONG

HOOK

LUFF, 32"

LUFF, 48"

LUFF, 50"

LEACH, 28"

LEACH, 48"

LEACH, 50"

SELVAGE EDGE ROACH

HEAD

TAPE

IN 3/16"

GROMMET TAPE

IN 3/16"

CELLULOID OR METAL BOWSER

KNOTTED

CORD IN LUFF OF JIB

HOOK 1 1/2" LONG

HOOK

LUFF, 32"

LUFF, 48"

LUFF, 50"

LEACH, 28"

LEACH, 48"

LEACH, 50"

SELVAGE EDGE ROACH

HEAD

TAPE

IN 3/16"

GROMMET TAPE

IN 3/16"

CELLULOID OR METAL BOWSER

KNOTTED

CORD IN LUFF OF JIB

HOOK 1 1/2" LONG

HOOK

LUFF, 32"

LUFF, 48"

LUFF, 50"

LEACH, 28"

LEACH, 48"

LEACH, 50"

SELVAGE EDGE ROACH

HEAD

TAPE

IN 3/16"

GROMMET TAPE

IN 3/16"

CELLULOID OR METAL BOWSER

KNOTTED

CORD IN LUFF OF JIB

HOOK 1 1/2" LONG

HOOK

LUFF, 32"

LUFF, 48"

LUFF, 50"

LEACH, 28"

LEACH, 48"

LEACH, 50"

SELVAGE EDGE ROACH

HEAD

TAPE

IN 3/16"

GROMMET TAPE

IN 3/16"

CELLULOID OR METAL BOWSER

KNOTTED

CORD IN LUFF OF JIB

HOOK 1 1/2" LONG

HOOK

LUFF, 32"

LUFF, 48"

LUFF, 50"

LEACH, 28"

LEACH, 48"

LEACH, 50"

SELVAGE EDGE ROACH

HEAD

TAPE

IN 3/16"

GROMMET TAPE

IN 3/16"

CELLULOID OR METAL BOWSER

KNOTTED

CORD IN LUFF OF JIB

HOOK 1 1/2" LONG

HOOK

LUFF, 32"

LUFF, 48"

LUFF, 50"

LEACH, 28"

LEACH, 48"

LEACH, 50"

SELVAGE EDGE ROACH

HEAD

TAPE

IN 3/16"

GROMMET TAPE

IN 3/16"

CELLULOID OR METAL BOWSER

KNOTTED

CORD IN LUFF OF JIB

HOOK 1 1/2" LONG

HOOK

LUFF, 32"

LUFF, 48"

LUFF, 50"

LEACH, 28"

LEACH, 48"

LEACH, 50"

SELVAGE EDGE ROACH

HEAD

TAPE

IN 3/16"

GROMMET TAPE

IN 3/16"

CELLULOID OR METAL BOWSER

KNOTTED

CORD IN LUFF OF JIB

HOOK 1 1/2" LONG

HOOK

LUFF, 32"

LUFF, 48"

LUFF, 50"

LEACH, 28"

LEACH, 48"

LEACH, 50"

SELVAGE EDGE ROACH

HEAD

TAPE

IN 3/16"

GROMMET TAPE

IN 3/16"

CELLULOID OR METAL BOWSER

KNOTTED

CORD IN LUFF OF JIB

HOOK 1 1/2" LONG

HOOK

LUFF, 32"

LUFF, 48"

LUFF, 50"

LEACH, 28"

LEACH, 48"

LEACH, 50"

SELVAGE EDGE ROACH

HEAD

TAPE

IN 3/16"

GROMMET TAPE

IN 3/16"

CELLULOID OR METAL BOWSER

KNOTTED

CORD IN LUFF OF JIB

HOOK 1 1/2" LONG

HOOK

LUFF, 32"

LUFF, 48"

LUFF, 50"

LEACH, 28"

LEACH, 48"

LEACH, 50"

SELVAGE EDGE ROACH

HEAD

TAPE

IN 3/16"

GROMMET TAPE

IN 3/16"

CELLULOID OR METAL BOWSER

KNOTTED

CORD IN LUFF OF JIB

HOOK 1 1/2" LONG

HOOK

LUFF, 32"

LUFF, 48"

LUFF, 50"

LEACH, 28"

LEACH, 48"

LEACH, 50"

SELVAGE EDGE ROACH

HEAD

TAPE

IN 3/16"

GROMMET TAPE

IN 3/16"

CELLULOID OR METAL BOWSER

KNOTTED

CORD IN LUFF OF JIB

HOOK 1 1/2" LONG

HOOK

LUFF, 32"

LUFF, 48"

LUFF, 50"

LEACH, 28"

LEACH, 48"

LEACH, 50"

SELVAGE EDGE ROACH

HEAD

TAPE

IN 3/16"

GROMMET TAPE

IN 3/16"

CELLULOID OR METAL BOWSER

KNOTTED

CORD IN LUFF OF JIB

HOOK 1 1/2" LONG

HOOK

LUFF, 32"

LUFF, 48"

LUFF, 50"